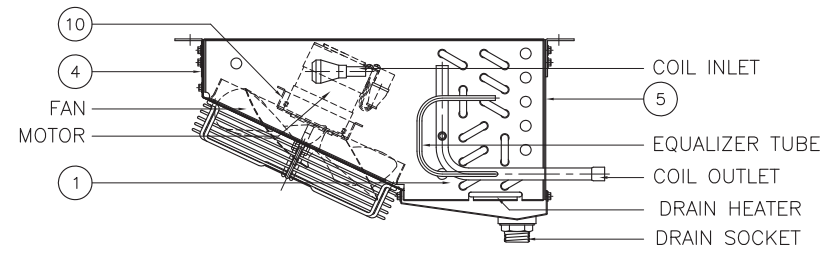
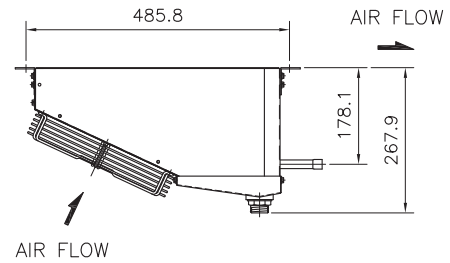
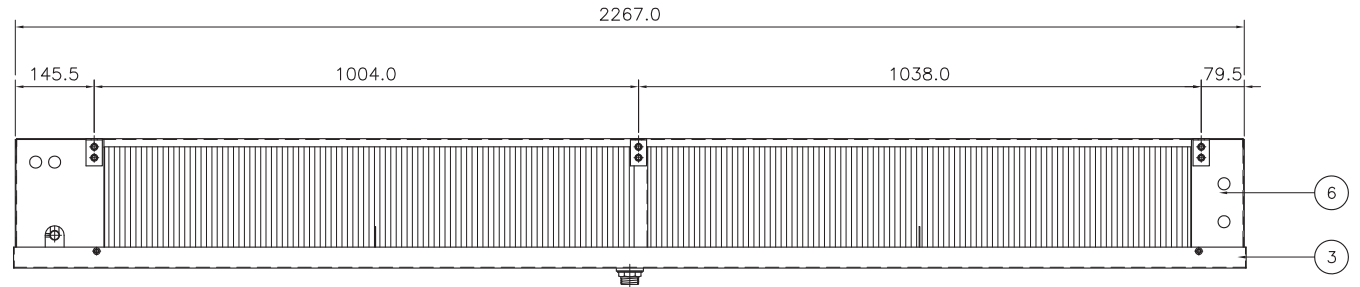
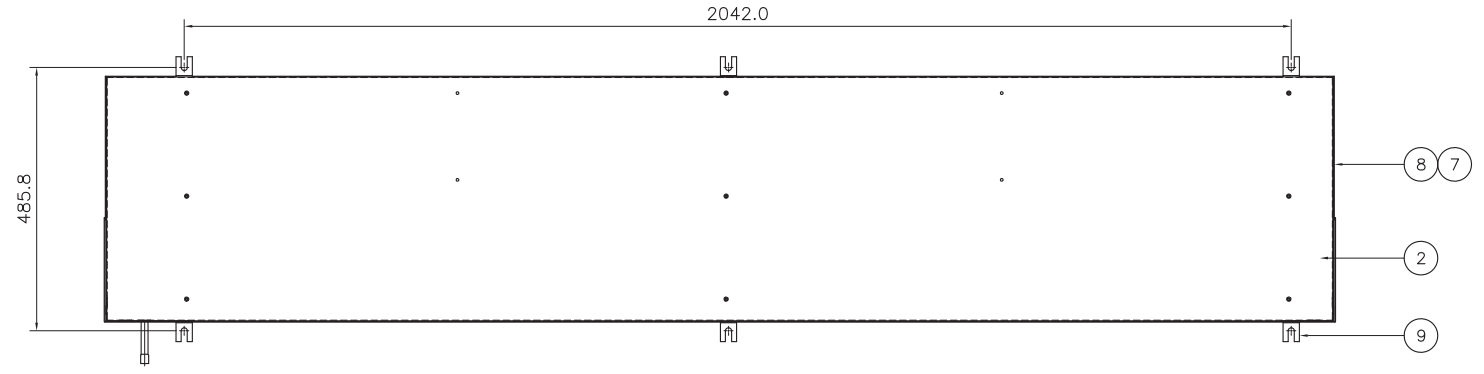


REV.	DESCRIPTION	DATE	DRAWN	CHECKED	APPRO.
△					



HEADER DETAIL DRAWING (S=NS)

**NOTE**

1. Coating color : WHITE
2. FAN & MOTOR wiring must be done according to circuit.
3. COOLING CAPACITY : 5683W ( Air inlet Temp. 0°C, Evap Temp -8°C)
4. AIR VOLUME : 3256 CMH
5. After commissioning the product, make sure to ship it.

**SPECIFICATION**

MODEL	COIL SPEC.	PIPE PITCH	FIN SPACING	FAN	MOTOR	DEFROST HEATER		INLET	INLET	DRAIN
						COIL	DRAIN			
CTE040M	3/8" 5R 6S 2008EL	R=27.5 S=31.75	6.0	ø250 x 4EA	1Ph 230V 80W 4P 50Hz x 4EA	X	2.20kW x 1EA	ø12.7	ø22.22	25A

10	MOTOR BRACKET	SGCC	1.6 T	1	
9	ANCHOR BRACKET	SGCC	2.3 T	4	
8	SIDE COVER-U	AL	1.0 T	1	
7	SIDE COVER-H	AL	1.0 T	1	
6	U-BEND COVER	AL	1.0 T	1	
5	HEADER COVER	AL	1.0 T	1	
4	FRONT PANEL	AL	1.0 T	1	
3	DRAIN PANEL	AL	1.0 T	1	
2	TOP PANEL	AL	1.0 T	1	
1	COIL ASS'Y			1	
NO.	N A M E	MTR'L	S P E C	Q'TY	REMARK

PROJECT C T E 0 4 0 M					
DRAWING of. UNIT COOLER ASSY				DWG.No	
SCALE		Reg.Q'TY		REV.No	
DESIGNED		DRAWN BY		CHECKED APPROVED	
N A M E		LEE MIN HWAN			
D A T E		2020. 01. 14			